IIHMR UNIVERSITY
Institute Of Health Management Research, Jaipur

cocoon JAIPUR
the birthing style statement

Study of Inpatient Department Pharmacy Bills
Focus on Reducing the average Inpatient Pharmacy bills

Introduction
The summer training project done at Cocoon Hospotel, Jaipur for the duration of 2 months from April 3rd, 2017 to June 2nd, 2017 focuses on the study of the inpatient pharmacy bills.

Rationale
High pharmacy bills causes inconvenience to the patient.
Hospital suffers losses through high pharmacy bill in insured cashless patients.
The hospital is at the risk of coming out as a pricey one if pharmacy bills not controlled.

Aim
The aim of the project is to study the inpatient pharmacy bills and analyse how to optimize the bill of the inpatient pharmacy.

Objectives
To study the existing pharmacy procedures, processes and activies with respect to in patient distribution, pharmacy processes and Return of items.
To study and analyze the Consumption and pricing for the inpatient consumables of pharmacy.

Methodology
- Research Study Design - Descriptive
- Place Of Study - Cocoon Hospotel, Jaipur
- Period Of Study - 3rd April 2017 to 2nd June 2016
- Sampling Technique - Stratified sampling technique is used
  3 select strata used are: Patients of
  1.Normal delivery
  2. Lower segment caesarean section
  3. Total laparoscopic hysterectomy
  Random sampling is then used to select 10 pharmacy bills from each strata.
- Sample Size
  Each procedure is considered a strata and 10 patients from each procedure were selected and total of 30 samples were studied.
- Types Of Data - Secondary

Result
Procedure And Process Flow Of Hospital Pharmacy

IPD

Patient is attended as soon as her arrival in the IPD department. If patient is unable to walk wheelchair assistance is provided.

↓

Patient's attendor is asked to provide the reference slip/OPD file/history file etc.

↓

Patient is registered with the IPD system. The date of admission, procedure done, room number etc is filled in the system of the hospital and on the white board on the main nursing station.

↓

During the patients turn to be visited by the doctor, the drugs to be given are prescribed.

↓

Drugs, syringes, cotton absorbents, latex examination gloves etc used for the patient are taken from the inventory present at the nursing station.

↓

Whatever is used during the stay of the patient is recorded and fed to the hospital billing system, hospital pharmacy and hospital backup system.

↓

The drugs, syringes, gloves etc that were used and fed to the system are seen as consumed at the pharmacy.

↓

A Housekeeping Personnel from the nursing station is sent to the pharmacy to collect the materials used up so as to restore the inventory.

↓

Formal receiving is done on the computer at the main nursing station. Inventory is replenished.

↓

At the time of patient's discharge, the pharmacy bill is produced and has to be paid. The clearance for discharge is given once a clearance from the pharmacy is received.

OPD

Patients consults with the respective doctor at the converse room.

↓

The specialists prescribe the drugs to be administered to the patient.

↓

The patient/attender hands over the prescription to the pharmacy.

↓

A bill is generated at the pharmacy of all the drugs to be bhought. The pharmacist starts with the procedure of collecting and packing the drug for the patient.

↓

Patients shows the bill and pays to the front desk executive at the OPD.

↓

The money is collected and the same is mentioned at the backside of the bill.

↓

The 'money submitted' bill is shown at the pharmacy and the prescription drugs are collected.

Procedure Flow Of Return Of Medicine

Incase a medicine is not used for the patient, the same is sent back to the pharmacy through a housekeeping staff.

↓

The pharmacy returns the medicine and a final bill is generated.

Distribution Of Factors Contributing Towards High Ipd Pharmacy Bill

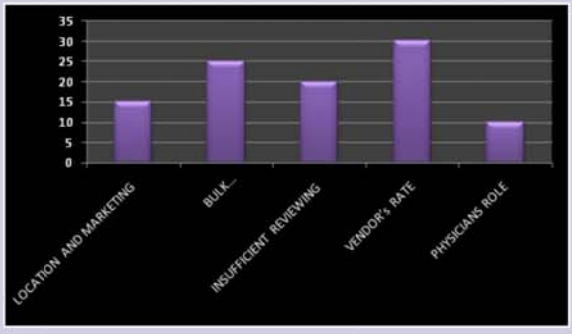

Cost Analysis Of The IPD Pharamcy Bill

Distribution Of Items Used In Major Quantity

Distribution Of Items Responsible For Increased Ipd Bill

DEPARTMENT WISE

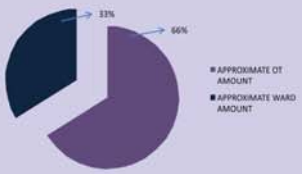

ITEM USAGE WISE

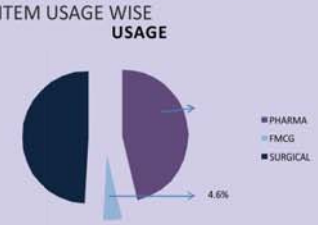

Conclusion
The process and procedure flow of pharmacy either related o IPD or OPD department is seemingly running smoothly and leads to good and fast hasslefree services.
Although for understanding the pharmacy bill it came to the knowledge that certain items were essential but some items which were majorly responsible for the bill could be categorized in items of high cost and items of major quantity used. Although it could also be established that items of OT and ward were attributed to almost same spending and same could be said for the pharmacy and surgical items.